



Tiles Adhesive

CHOOSE THE
BEST FOR THE
BETTER **RESULT**



20 Kg Bag | PACKAGING

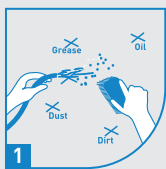
Silver White

Highlights

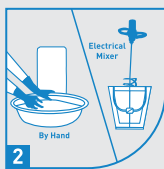
- ✓ No Need For Hacking
- ✓ Highly Water Resistant
- ✓ Excellent Adhesion To Base Plaster/Concrete Surface
- ✓ Can Be Used On New As Well As Old Wall And Floor



HOW TO APPLY



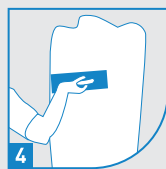
1
Clean the surface with sand paper/putty blade & then dampen the surface.



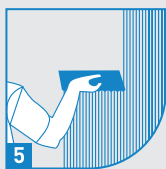
2
Mix Tile Adhesive & water to obtain lump free paste. (Recommended mix 25-30% water)



3
After 10mins, Re-mix again for 2mins.



4
Apply first coat with putty blade.



5
With the help of notched 6mm trowel remove excess material prior placing the tiles.



6
Fix the tiles in place & tap gently with wooden hammer. Gently remove excess mixture from the tiles.

KEY FEATURES

- Suitable for interior & exterior walls
- No shrinkage
- Saves time
- High Durability
- Increases productivity
- Consistent work quality
- No curing required
- Cost-Effective

TECHNICAL INFORMATION

Sr. No.	Test	Result	Ref. Test Method/ Code	Specifications as per IS:15477-2019
1	Normal Consistency (%)	21.00	IS:4031 (Part-4)-1988	-
2	Tensile Adhesion Strength (N/mm ²)		IS:15477: 2019	For Type-1 Adhesive
	Dry Condition (28 Days)	4.14		Min 0.5
	Wet Condition (28 Days)	1.97		-
3	Shear Adhesion Strength (N/mm ²)			For Type-1 Adhesive
	Dry Condition (28 Days)	7.98		Min. 1.0
	Heat Condition (28 Days)	8.24		-
	Wet Condition (28 Days)	6.93		-
4	Open Time (Min)	20		-
5	Adjustability (Min)	20		-

STORAGE



Storage

- ▶ Product Should Be Stored In A Dry Place Strictly Away From Moisture.

Shelf Life

- ▶ 12 Months In Unopened Packaging In A Strictly Dry And Cool Storage Place

SITARAM CHEMICALS

Add :- Block No 15. / 116, Ambika Industrial Park ,Kim Mandvi Road,
Ta : Mangrol, Dist :Surat Pin :394110
E-mail :- Sitaramchemicals12@gmail.com