



Tiles Adhesive

**CHOOSE** THE  
BEST FOR THE  
BETTER **RESULT**



20 Kg Bag | PACKAGING

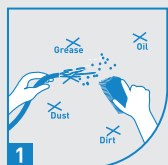
**Pro+**

### Highlights

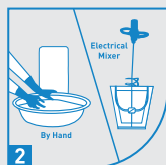
- ✓ No Need For Hacking
- ✓ Highly Water Resistant
- ✓ Excellent Adhesion To Base Plaster/Concrete Surface
- ✓ Can Be Used On New As Well As Old Wall And Floor



## HOW TO APPLY



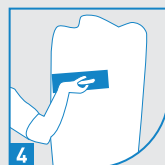
1 Clean the surface with sand paper/putty blade & then dampen the surface.



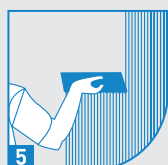
2 Mix Tile Adhesive & water to obtain lump free paste. (Recommended mix 25-30% water)



3 After 10mins, Re-mix again for 2mins.



4 Apply first coat with putty blade.



5 With the help of notched 6mm trowel remove excess material prior placing the tiles.



6 Fix the tiles in place & tap gently with wooden hammer. Gently remove excess mixture from the tiles.

## KEY FEATURES

- Suitable for interior & exterior walls
- No shrinkage
- Saves time
- High Durability
- Increases productivity
- Consistent work quality
- No curing required
- Cost-Effective

## TECHNICAL INFORMATION

Sr. No	Test	Test Method	Result
1	POT LIFE	Lab Developed Method	177 MINUTES
2	WATER RETENTIVITY TEST	ASTM, C-1506-16a	NILL
3	COMPRESSIVE STRENGTH AT 14 DAYS	Compressive strength , IS: 4031 (P6)-1988 (RA-2014).	8.06 N/mm <sup>2</sup>
4	COMPRESSIVE STRENGTH AT 28 DAYS	Compressive strength , IS: 4031 (P6)-1988 (RA-2014).	11.91N/mm <sup>2</sup>
5	WATER CONTENT USED	-	24%

## STORAGE



## Storage

- ▶ Product Should Be Stored In A Dry Place Strictly Away From Moisture.

## Shelf Life

- ▶ 12 Months In Unopened Packaging In A Strictly Dry And Cool Storage Place

# SITARAM CHEMICALS

Add :- Block No 15. / 116, Ambika Industrial Park ,Kim Mandvi Road,  
Ta : Mangrol, Dist :Surat Pin :394110  
E-mail :- Sitaramchemicals12@gmail.com